

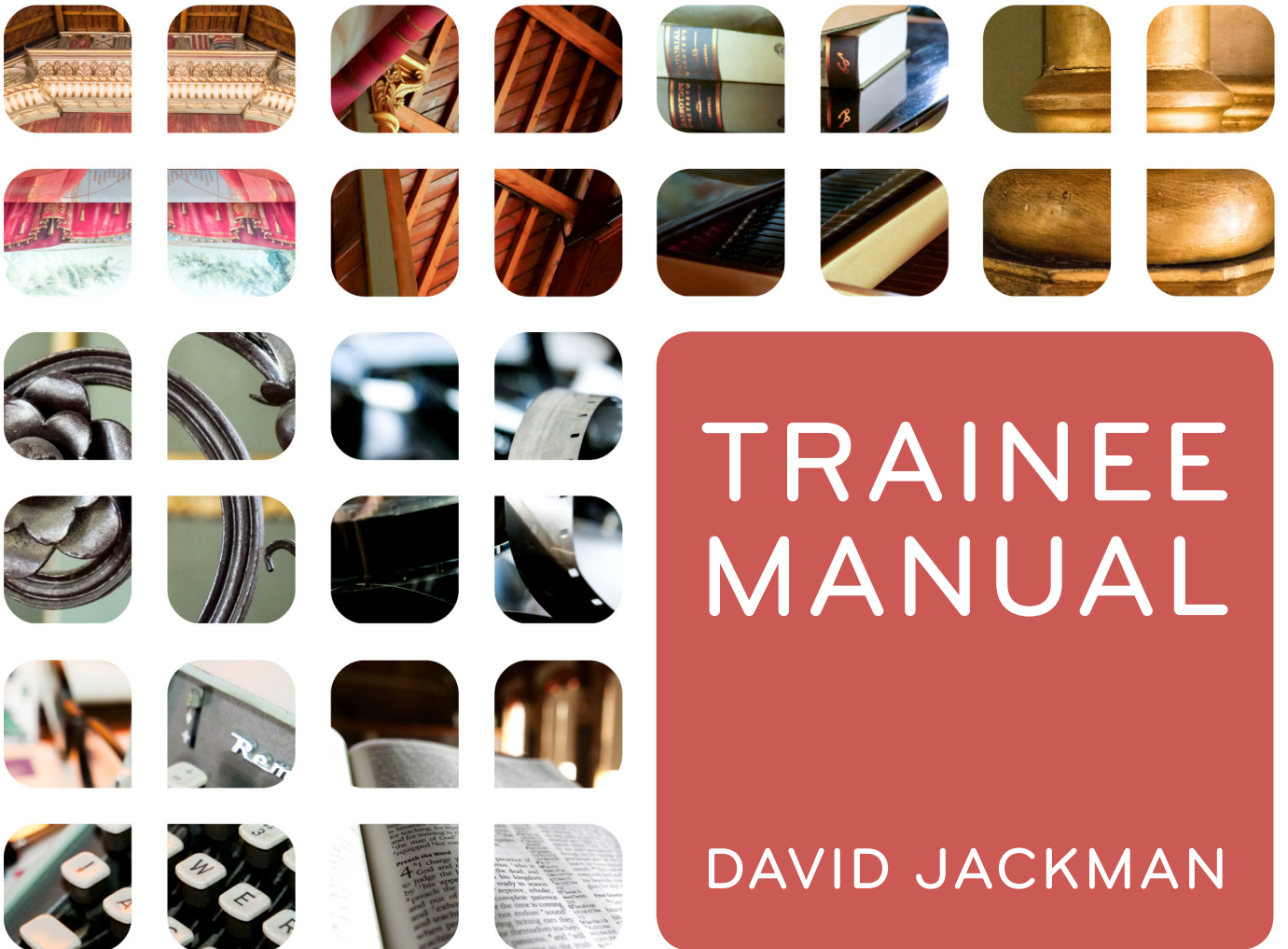


Equipped

TO PREACH THE WORD

MODULE 3

EQUIPPED WITH THE SCRIPTURES



















TRAINEE MANUAL

DAVID JACKMAN

MODULE 3

EQUIPPED WITH THE SCRIPTURES CONTENTS

	UNIT 17	
	TWO TESTAMENTS: ONE STORY	2
	UNIT 18	
	THE SKELETON STRUCTURE	5
	UNIT 19	
	OLD TESTAMENT POETRY	8
	UNIT 20	
	OLD TESTAMENT PROPHECY	11
	UNIT 21	
	OLD TESTAMENT WISDOM	14
	UNIT 22	
	PREACHING NARRATIVE	17
	UNIT 23	
	PREACHING THE LETTERS	20
	UNIT 24	
	KEEP ON KEEPING ON	23

As with Modules 1 and 2, this manual comprises eight training Units. Please complete Modules 1 and 2, Units 1 to 16, before attempting Module 3. Module 3 starts at Unit 17. Your leader will guide you through each Unit.

Instructions are in *italics*.

This manual uses the English Standard Version (ESV) translation of the Bible.

All videos can be found at www.proctrust.org.uk/equipped

All Scripture is breathed out by God and profitable for teaching, for reproof, for correction, and for training in righteousness, that the man of God may be competent, equipped for every good work.


2 Timothy 3:16–17

Copyright © 2019 by David Jackman

Scripture quotations, unless otherwise indicated, are taken from the Holy Bible, English Standard Version, published by HarperCollins Publishers © 2001 Crossway Bibles, a publishing ministry of Good News Publishers. Used by permission. All rights reserved.

You are permitted to make unlimited paper copies of the manuals, and to translate into your own language this curriculum—in its entirety or in unaltered excerpts—in order to facilitate the use of this curriculum, as long as you do not change or alter the meaning of the text in the manuals or video scripts, and as long as you do not charge a fee and provided any such copies are not sold. You shall consult with and seek the express written permission of the Author for any alterations, abridgements, augmentations or amendments proposed and sought by you to the text in the manuals or video scripts of the curriculum. For Internet posting, please use only unaltered excerpts (not the content in its entirety) and provide a hyperlink to the content. Any exceptions to the above must be approved by the Author. Please include the following information on any distributed copy: Copyright © 2019 by David Jackman; Published by The Proclamation Trust, proctrust.org.uk. Please include the following information on any translation: Author David Jackman; Originally published by The Proclamation Trust, proctrust.org.uk.

Manual Design: Diane Warnes. Publisher: The Proclamation Trust.



UNIT 17

TWO TESTAMENTS: ONE STORY

VIDEO

Watch Unit 17. Use the space below if you would like to take notes.

DISCUSSION QUESTIONS AND EXERCISES

1. We heard in the video that: “We have to read the Bible forwards in terms of its chronology, but we can only understand it backwards in terms of its theology.” Apply this principle to the following pairs of texts. Look first for the plain meaning of the Old Testament and then see how the New Testament explains and applies it.

Genesis 17:7-8 and Galatians 3:7-8

Isaiah 11:10 and Romans 15:12 (context)

Isaiah 28:16 and Romans 9:30-33

2. We heard in the video that “ours is not a replacement theology but a fulfilment theology”. Ask someone to read aloud Matthew 5:17-20. What principles does Jesus give us for handling the Old Testament?

3. The video provided a diagram to help us see both the continuity and the differences between the two testaments. Examine the three references below in their context, and discuss which aspects of the Old Testament teaching continue and what are the changes, through their expansion and development in Christ.

Matthew 5:38-39 (consider also verses 40-42)

Mark 7:18-20

John 2:18-22

4. The law of God is an expression of his character. Old Testament instruction continues to be relevant to us because of what it reveals of God's unchanging nature.

Split into small groups of two or three and work through the examples which follow. Work out the unchanging principle and its application to life today in each case.

Each group should choose a spokesperson ready to contribute comments and ideas from the small group to the larger group when we come back together.

Deut 22:1

Deut 22:8

Deut 22:12 (Numbers 15:38)

HOME STUDY AND PRAYER

This first Home Studies consists of exercises and videos to help develop the ability rightly to relate the Old and New Testaments together.

The Home Study is identified by being in its own separate window.

Please complete the Home Study below.

Pray that God will guide you to make Biblically appropriate connections between the two testaments and deepen your understanding of the unity of the Bible.

1. Read Jeremiah 31:31-34, one of the clearest and most famous predictions of the new covenant in the Old Testament. What are the details of God's promise? How are they fulfilled in the new covenant? You may find it helpful to read Hebrews 8 and 9 to check your ideas.

2. Watch Discussion Panel 17. Write down anything you find surprising, encouraging or difficult.



UNIT 18

THE SKELETON STRUCTURE

VIDEO

Watch Unit 18. Use the space below if you would like to take notes.

DISCUSSION QUESTIONS AND EXERCISES

1. The video taught us that the patterns of the opening chapters of Genesis serve as a template for the big-picture story of the whole Bible. This can be represented in four categories: sin – retribution – divine intervention – deliverance or salvation.

Explore how that pattern emerges in the following passages. Split into small groups of two or three. Appoint a spokesperson in each group ready to contribute comments and ideas to the larger group when we come back together.

Genesis 50:15-21 a summary of the Joseph narrative

Numbers 21:4-9

Judges 2:11-19 a recurring pattern

2. We heard in the video how God restores peace and relationship with fallen humanity. “He does this through his own saving grace, meeting the claims of his justice and opening the way to a divinely-created fellowship, which is the covenant.” This pattern is consistent throughout the whole Bible, so we now look at one New Testament example.

Ask someone to read aloud Romans 5:1-11. How does the pattern we have been observing work out in this gospel exposition?

3. As we learned in the video, Christ is the centre of this gospel pattern. Perhaps the greatest foreshadowing of the gospel in the Old Testament is to be found in the “servant songs” of Isaiah (42:1-4; 49:1-6; 50:4-9; and 52:13 - 53:12). To understand how Christ is at the centre of this pattern in Isaiah and what it entailed for Jesus to be the serpent-crusher (Gen 3:15), study the following verses.

Isaiah 49:1-2, 4, 6

Isaiah 50:4-9

Isaiah 53:1-3, 4-6, 7-9, 10-12

4. At the end of the video we were given 4 key questions to ask of any passage, so that we interpret it within the over-arching story of the whole Biblical revelation. They were:-

Q1 How does this relate to God, our Creator and Redeemer?

Q2 What do we learn here about his sovereign grace?

Q3 How does it point us forward to the ultimate fulfilment in Christ’s person and work?

Q4 What response does this require from us today in terms of covenant faith and obedience?

Split into three smaller groups and study one of the passages below. Ask each of the four questions of your text and be prepared to present your findings to the larger group when we come back together.

2 Samuel 9:1-13

1 Kings 17:8-16

Luke 7:11-17

HOME STUDY AND PRAYER

In the previous Home Study you were asked to study Jeremiah 31:31-34 to establish the details of what God promised concerning the new covenant. What New Testament verses would you use to prove its fulfilment? Share your answers aloud with the group.

Please complete the Home Study below.

Pray that God will give you understanding of how the Old Testament narrative finds its focus of fulfilment in Christ.

- 1. Read 2 Chron 20:1-30. Using the 4 analytical questions from this unit identify the main points of significance to preach from this narrative.**
- 2. Watch Discussion Panel 18. Write down anything you find surprising, encouraging or difficult.**



UNIT 19

OLD TESTAMENT POETRY

VIDEO

Watch Unit 19. Use the space below if you would like to take notes.

DISCUSSION QUESTIONS AND EXERCISES

1. We learned from the video there are three advantages of God's message being conveyed through poetry over prose. They were (1) freedom of expression; (2) identification with the author's viewpoint; (3) memorability.

Work at the two examples below in each of these categories. Read them aloud and discuss in groups how the poetry achieves the effect.

Freedom of Expression

Exodus 15:6-12

Amos 4:6-13

Identification with the author's viewpoint

Ps 86:1-7

Ps 123:1-4

Memorability

Isa 55:6-11

Ps 19:7-11

2. "Parallelism is the basic structural ingredient of Biblical poetry." We learned that three of its major uses are (1) repetition for reinforcement; (2) contrast; (3) explanation and development.

Consider the following references and discuss in each case which purpose the parallelism serves and why it is effective. Please note that the examples become increasingly complex and that some will show more than one of the purposes.

Psalms 19:1

Isaiah 1:4

Isaiah 25:4

Psalms 44:6-7

Psalms 18:16-19

Psalms 37:10-11

3. If the poetry of the Old Testament is where we see God's heart most clearly revealed, we should be able to trace those characteristics in Jesus Christ himself, the Word made flesh. Which divine "emotions" do we find in the following verses? How do they help us preach to the affections by understanding God's heart better? Think how the character of God revealed in the Old Testament poetry is perfectly revealed in Christ.

Mark 6:34

Mark 9:19

Luke 13:34

Luke 22:44

John 21:15

4. In the previous modules we have seen that God's Word addresses the mind in order to soften the heart, so as to energise the will. Remember that the "heart" in the Bible is not the locus of the emotions, but the control-centre for the whole of life.

Split into groups of two or three to analyse the following example passages. How do they address mind, heart and will? Each group should choose a spokesperson ready to contribute comments and ideas from the small group to the larger group when we come back together.

Isaiah 1:16-20

Jeremiah 2:14-19

Psalms 42:1-5

HOME STUDY AND PRAYER

In the previous Home Study you were asked to read 2 Chron 20:1-30 and, using the 4 expository questions from the unit, to identify the main points of significance to preach from the narrative. Share your answers with the group.

Please complete the Home Study below.

Pray that through it your understanding of God's Word will be enriched.

Using the skills you have developed so far, prepare a 10 minute talk on Psalm 122.


As you prepare, set the text in its context (a song of ascents used by pilgrims going up to Jerusalem), identify the main teaching content and its pastoral intention. Bring the psalm into its New Testament fulfilment context and apply it to us today.

Remember to write a theme sentence and an aim sentence, as we learned in Module 1.

You may also like to review the Sample Assessment sheet from Module 1. A simplified version can be found on page 27 of this manual.

You may be asked to present this talk when we next meet together.

Note: In order to develop your skills and build confidence, it would be preferable if you did not use commentaries or listen to sermon downloads for the purpose of this exercise.



UNIT 20

OLD TESTAMENT PROPHECY

VIDEO

Watch Unit 20. Use the space below if you would like to take notes.

DISCUSSION QUESTIONS AND EXERCISES

1. The video stated that in prophecy “future predictions should stimulate us to present action”. How does that pattern work out in the three passages below?

Jeremiah 26:12-19

Jonah 3:4-10

Isaiah 46:1-4

2. Survey the prophecies listed below and decide whether they are absolute or conditional. Discuss together how you came to your conclusions from the text and its contexts.

Amos 5:3-5

Isaiah 9:6-7

Joel 2:1-3

Micah 4:1-5

Jeremiah 4:23-27

3. In the video we heard that Old Testament prophecy “has at least three ‘hill tops’ of significant fulfilment”. Each of these requires a different question in order to understand its significance.

Q1 What did it mean to the first hearers in their historical context?

Q2 What difference does it now make that Jesus has come?

Q3 What remains yet to be fulfilled in the new creation?

Split into groups of two or three to apply these questions to the passages listed below. How do the answers help us to preach the texts? Each group should choose a spokesperson ready to contribute answers and comments from the small group to the larger group when we come back together.

Isaiah 61:1-3

Amos 9:11-12

Isaiah 35:5-7

4. The principle of cumulative revelation means that the later passages interpret the earlier ones more fully. However, careful study of the Old Testament predictions can also help us to understand their fulfilment more completely. Using the passages listed below, discuss how the old and the new reflect on each other and what each contributes to our understanding.

Isaiah 40:3-5 – Mark 1:1-5

Micah 5:2-5a – Matt 2:3-6

Ezekiel 43:1-7a – Rev 21:3, 22-25

HOME STUDY AND PRAYER

In the previous Home Study you were asked to prepare a 10 minute talk on Psalm 122. A volunteer will now present their talk to us. We will then all be involved in the assessment and response, as a vital part of the whole exercise. Please note down the ways in which the talk uses the insights we have explored so far, how the talk differs from your own and anything that strikes you as important.

Please complete the Home Study below.

Pray that God would grant you a better understanding of prophecy and how to proclaim it today.

Using the insights into prophecy we have acquired so far, prepare a 10 minute talk on Isaiah 44:1-8.

Remember to write a theme sentence and an aim sentence as we learned in Module 1.

You may also like to review the Sample Assessment sheet from Module 1. A simplified version can be found on page 27 of this manual.

You may be asked to present this talk when we next meet together.

Note: In order to develop your skills and build confidence, it would be preferable if you did not use commentaries or listen to sermon downloads for the purpose of this exercise.



UNIT 21

OLD TESTAMENT WISDOM

VIDEO

Watch Unit 21. Use the space below if you would like to take notes.

DISCUSSION QUESTIONS AND EXERCISES

1. We heard in the video that “when preaching Proverbs we must keep in mind that they are designed to make us stop, reflect and chew over what they are saying”. To practise this skill, examine the verses below and discuss together what is their pastoral intention and how you would bring this into your contemporary environment. With this genre it is important to examine the detail of the text, but always to keep the fulfilment in Christ and the gospel firmly in view.

Proverbs 12:11

Proverbs 21:25-26

Proverbs 22:29

Proverbs 25:19

Proverbs 28:11

2. The video said that probably the best way to preach Proverbs is to group together different themes across the chapters and summarise their teaching. But in some sections of the book successive verses follow and develop a particular theme. What teaching would you seek to bring out from each of the sections below?

Split into groups of two or three to discuss this. Each group should choose a spokesperson ready to contribute answers and comments from the small group to the larger group when we come back together.

Proverbs 23:29-35

Proverbs 24:3-7

Proverbs 26:18-23

3. Scholars suggest that chapter 28 of Job is the pivot point at the centre of the book¹. It comes as an interlude between the false arguments of Job's "comforters" and the speeches of Elihu and God. What are the key ingredients of wisdom which the chapter teaches?

4. The closing chapters of Job feature God asking Job questions—more than 70 of them! Take just one representative section, Job 38:1-11. Discuss these two questions. (1) How do these verses point us towards a resolution of the conflict of ideas which the book poses, as discussed in the video? (2) How does its message relate to the message of the New Testament gospel?

5. Ecclesiastes exposes the futility ("vanity") of "life under the sun" and the failure of our attempts to compensate for that in all sorts of ways. But the book also directs us to the hidden, eternal realities which give the key to solving the problems raised. Examine the passages listed below and ask what their wisdom is teaching us.

Split into groups of two or three to discuss this. Each group should choose a spokesperson ready to contribute answers and comments from the small group to the larger group when we come back together.

Ecclesiastes 3:16-17

¹ See "The Literary Structure of the Old Testament" by David A. Dorsey (Baker Academic, Grand Rapids 1999) p172.

Ecclesiastes 5:1-7

Ecclesiastes 8:12-14

Ecclesiastes 9:13-16

Ecclesiastes 12:13-14

HOME STUDY AND PRAYER

In the previous Home Study you were asked to prepare a 10 minute talk on Isaiah 44:1-8. A volunteer will now present their talk to us. We will then all be involved in the assessment and response, as a vital part of the whole exercise. Please note down the ways in which the talk uses the insights we have explored so far, how the talk differs from your own and anything that strikes you as important.

Please complete the Home Study below.

Pray that God will help you to grasp the essential ingredients of the Wisdom genre and equip you to preach it effectively today.

Using the insights into wisdom we have acquired so far, prepare a 10 minute talk on Proverbs 8:12-21.

Remember to write a theme sentence and an aim sentence as we learned in Module 1. You may like to review the Sample Assessment sheet from Module 1. A simplified version can be found on page 27 of this manual.

You may be asked to present this talk when we next meet together.

Note: In order to develop your skills and build confidence, it would be preferable if you did not use commentaries or listen to sermon downloads for the purpose of this exercise.



UNIT 22

PREACHING NARRATIVE

VIDEO

Watch Unit 22. Use the space below if you would like to take notes.

DISCUSSION QUESTIONS AND EXERCISES

1. The video taught us that, in a Biblical narrative, “the turning point is the key focus... and so, for the preacher, the turning point provides the teaching point, because that is why the story has been recorded”. To practise this skill, study the passages below and then discuss together the turning point and its teaching implications.

Numbers 16:41-49

1 Samuel 30:1-20

2 Chron 12:1-12

2. Since God is the “hero” of all the Old Testament narratives, it is important to establish what he is teaching about himself in each story and then to think through how we should teach this, through the lens of the New Testament.

Take the three passages overleaf and identify the teaching about God, in each case, and its New Testament applications. These are long passages so ask someone to read them aloud, but note that even so they are not always the complete story.

Exodus 14:10-25

1 Samuel 15:7-26

Judges 3:12-30

3. We heard in the video that we need to ask why God revealed himself to these people, in this way, at this time, so that by attention to the context we can better understand the story's pastoral intentions. Take the three narratives below and by reference to their contexts (immediate and whole book) try to work out their purpose and the focus for us today.

Split into groups of two or three to discuss this. Each group should choose a spokesperson ready to contribute answers and comments from the small group to the larger group when we come back together.

Exodus 2:23 – 3:6

Joshua 5:13 – 6:2

Judges 6:36-40

4. Following these narrative principles also opens up the stories of the New Testament Gospels. Study the three passages below and (1) consider the turning point in the story and (2) how the narrative presents the person of Christ to us. Discuss your findings in the larger group.

Matthew 14:22-33

Matthew 17:14-20

HOME STUDY AND PRAYER

In the previous Home Study you were asked to prepare a 10 minute talk on Proverbs 8:12-21. A volunteer will now present their talk to us. We will then all be involved in the assessment and response, as a vital part of the whole exercise. Please note down the ways in which the talk uses the insights we have explored so far, how the talk differs from your own and anything that strikes you as important.

Please complete the Home Study below.

Pray that God will help you to apply what you have learned about Biblical narrative and guide you as to how to preach it Christianly.

Using the insights into narrative we have acquired so far, prepare a 10 minute talk on 1 Samuel 16:1-13.

Remember to write a theme sentence and an aim sentence as we learned in Module 1. You may like to review the Sample Assessment sheet from Module 1. A simplified version can be found on page 27 of this manual.

You may be asked to present this talk when we next meet together.

Note: In order to develop your skills and build confidence, it would be preferable if you did not use commentaries or listen to sermon downloads for the purpose of this exercise.



UNIT 23

PREACHING THE LETTERS

VIDEO

Watch Unit 23. Use the space below if you would like to take notes.

DISCUSSION QUESTIONS AND EXERCISES

1. We learned in the video that “establishing the theme tune of the book is especially important for expounding the letters”. Using the references provided below, try to work out the theme which unites them. How does this help us to understand the letter’s purpose?

Split into small groups of two or three and work through the examples which follow. Each group should choose a spokesperson ready to contribute comments and ideas from the small group to the larger group when we come back together.

Colossians 1:9, 10, 19, 24, 25; 2:2, 9-10

Ephesians 1:3, 1:20-21, 2:6, 3:10, 6:12

1 John 2:10, 15; 3:1, 10-11, 14, 18, 23; 4:7-12, 16-21; 5:1-3

2. The video gave a pattern of sentence analysis from Titus 3. This means first identifying the main verb and then how the other parts of the sentence are connected to it. Following that example, work out a similar analysis for the references below.

1 Peter 1:3-5

Galatians 2:19-21

Ephesians 3:8-10

3. The apostolic teaching method is to undermine error by declaring the truth. In each of the passages listed below identify the error and how the truth exposes and overcomes it. Discuss what implications this has for our preaching.

2 Corinthians 11:1-11

2 Thessalonians 1:3-8

Hebrews 12:3-11

Jude 3-4

4. In the video we heard a series of questions which are listed below. They help us to identify the pastoral application of the apostolic teaching in the letters for us today.

- (1) Do you see what your present difficulties are?**
- (2) Do you realise what are their root causes?**
- (3) Do you understand who Jesus is and what he has done for you?**
- (4) Do you see how that addresses your problems?**
- (5) Are you willing to act on the implications of this in life-changing ways?**

Take each of these questions and apply them to one of the passages listed overleaf. Split into groups of two or three and select one passage per group. Each group should choose a spokesperson ready to contribute comments and ideas from the small group to the larger group when we come back together. Make sure that each passage is read aloud in the larger group before it is discussed.

1 Corinthians 3:1-9

Philippians 3:17 – 4:1

1 John 2:18-25

HOME STUDY AND PRAYER

In the previous Home Study you were asked to prepare a 10 minute talk on 1 Samuel 16:1-13. A volunteer will now present their talk to us. We will then all be involved in the assessment and response, as a vital part of the whole exercise. Please note down the ways in which the talk uses the insights we have explored so far, how the talk differs from your own and anything that strikes you as important.

Please complete the Home Study below.

Pray that God will help you to apply what you have learned about interpreting and applying the message of the letters to your talk.

Using the insights into interpreting the New Testament letters we have acquired so far, prepare a 10 minute talk on Romans 6:1-11.

Remember to write a theme sentence and an aim sentence as we learned in Module 1. You may like to review the Sample Assessment sheet from Module 1. A simplified version can be found on page 27 of this manual.

You may be asked to present this talk when we next meet together.

Note: In order to develop your skills and build confidence, it would be preferable if you did not use commentaries or listen to sermon downloads for the purpose of this exercise.



UNIT 24

KEEP ON KEEPING ON

VIDEO

Watch Unit 24. Use the space below if you would like to take notes.

DISCUSSION QUESTIONS AND EXERCISES

The video was built around the four factors which preachers need to cultivate if we are to keep faithfully persevering and growing in competence in our work.

In this final session of the series we shall look at Biblical passages which will help us to do this, considering their content and practical implications to enable us to keep on keeping on. Some of these passages have already featured in previous units of the course, but we are returning to them in order to strengthen our convictions and motivate our practice.

1. Confidence in the Uniqueness of Scripture was the first factor noted in the video. Take each of the groups of passages listed below and discuss which aspects of their teaching will encourage your confidence in Scripture.

Deut 29:29; Matt 4:4; Prov 30:5-6

2 Tim 3:15-17; 2 Pet 1:21; Rom 15:4

1 Cor 2:9-10, 14; James 1:22-25

2. Competence in the hard work of preparation. This factor can be broken down into several constituents, listed below. In each case discuss how the verses referred to can help to stimulate diligence and increase competence.

Personal discipline

2 Tim 2:15

Col 1:28-2:1

1 Cor 9:24-27

Enduring suffering

2 Tim 1:8-12

2 Tim 2:3-4

2 Cor 4:11-15

Persevering Prayer

Acts 6:4

2 Thess 3:1-2

Eph 6:18-19

3. Commitment to the Bible's eternal perspective is the third factor. The verses below give a number of reasons why the future realities should govern our present ministries. Identify what each one teaches and discuss how this will affect your own attitudes and practice.

Split into small groups of two or three to work through the verses below. Each group should choose a spokesperson ready to contribute comments and ideas from the small group to the larger group when we come back together.

Psalm 73:23-26 and Phil 3:12-16

2 Cor 4:16-18

1 Cor 3:11-15

Matt 6:19-21, 33

4. Concern for God's greater glory, that he will be worshipped and praised as a result of our work, is the final factor. The verses below indicate a number of ways in which Biblical ministry can glorify God. Unpack their detail and discuss together how each might work out in your own context.

Matthew 5:16; 2 Cor 3:18, 4:5-6

John 3:30; 1 Cor 4:1-5; Acts 13:47-48

Jn 15:8; Rom 15:5-7; 2 Cor 9:12-13; 2 Thess 1:11-12

HOME STUDY

In the previous Home Study you were asked to prepare a 10 minute talk on Romans 6:1-11. A volunteer will now present their talk to us. We will then all be involved in the assessment and response, as a vital part of the whole exercise. Please note down the ways in which the talk uses the skills we have explored so far, how the talk differs from your own and anything that strikes you as important.

MODULE SUMMARY AND PRAYER

The equipping with the Scriptures we have explored in this Module has dealt with the following areas:

- Two Testaments: One Story
- The Skeleton Structure
- Old Testament Poetry
- Old Testament Prophecy
- Old Testament Wisdom
- Preaching Narrative
- Preaching the Letters
- Keeping on keeping on

As this is the final Unit, write down 3 significant things that you have learned from this entire Module which you want to work into your preaching from now on.

1 _____

2 _____

3 _____

As this is the end of the Module, pray together, for one another.

All Scripture is breathed out by God and profitable for teaching, for reproof, for correction, and for training in righteousness, that the man of God may be competent, equipped for every good work.
2 Timothy 3:16-17

SAMPLE ASSESSMENT

SECTION 1: AIM AND STRUCTURE

- Q1 Was there a clear message?
- Q2 Was there a clear structure to the sermon?
- Q3 Was the introduction engaging and appropriate? Did the sermon deliver what the introduction promised?
- Q4 Was there a clear and effective conclusion?

SECTION 2: INTERPRETATION

- Q1 Was the text properly understood and expounded? Did the main points of the text come across clearly?
- Q2 Was the text set in its immediate, book, and whole Bible context? How did that help to clarify the contents?
- Q3 Did the application arise from the text and reflect its main points? Was there a smooth transition from the original hearers then to us now?

SECTION 3: PRESENTATION

- Q1 Were illustrations used effectively to deepen understanding or focus application, or did they distract?
- Q2 How appropriate were the manner of the preacher, the verbal style, and use of language, as well as the pitch and pace and the body language of the preacher?

SECTION 4: GENERAL

- Q1 What was the strongest positive quality of the sermon?
- Q2 What immediate steps could be taken to improve?